

Directions for Assembly:

Child Shield Splash Guard - Disposable / Resuable Protection

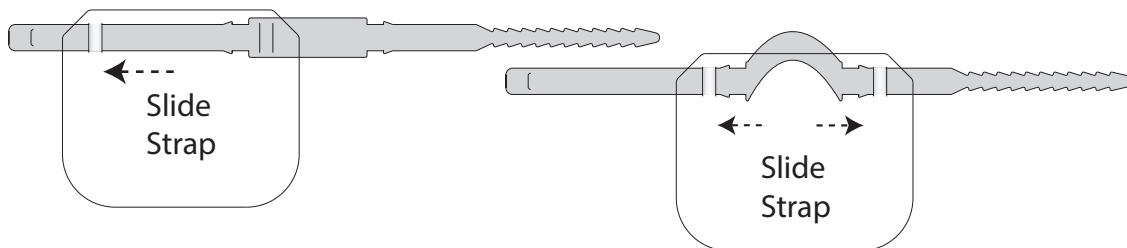
1 Slide

2 Click

3 Zip

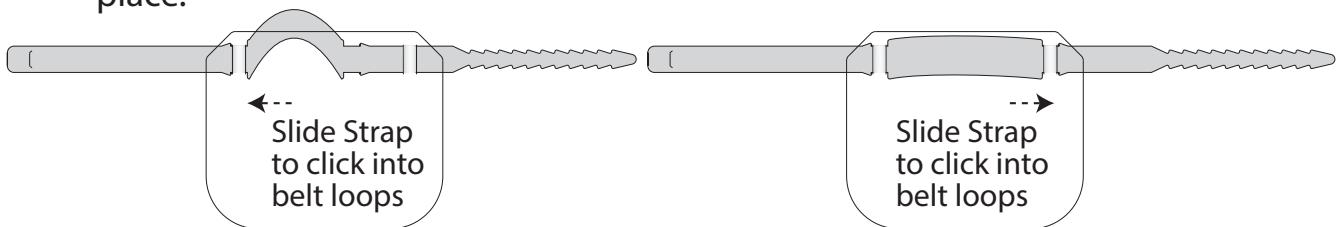
1 Slide strap through belt loops.

Center strap and slide strap through belt loops from the center to the left & then to the right



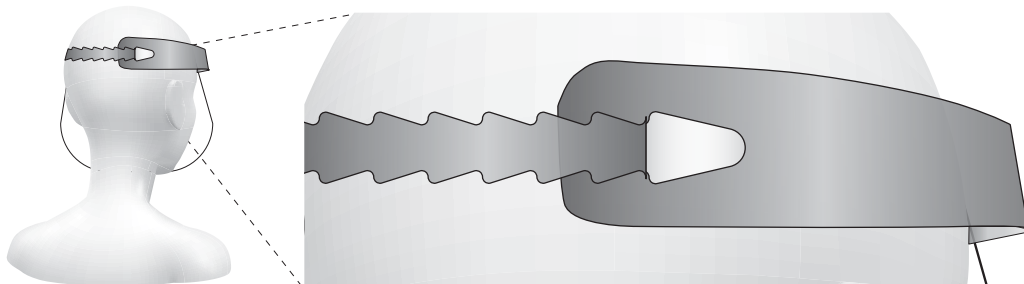
2 Click

Pull strap to the left until it clicks in place, then pull strap to the right to click into place.



3 Zip

Insert zipper end of strap into slot. Place on head and pull to comfort fit.



Manufacturing Facilities:

555 Raymond Drive
Islandia, NY 11749 USA
631-234-4300

3478 Ashby,
St. Laurent, QC H4R 2C1 Canada
514-335-1775

