

Directions for Assembly:

Face Shield Splash Guard - Disposable Protection

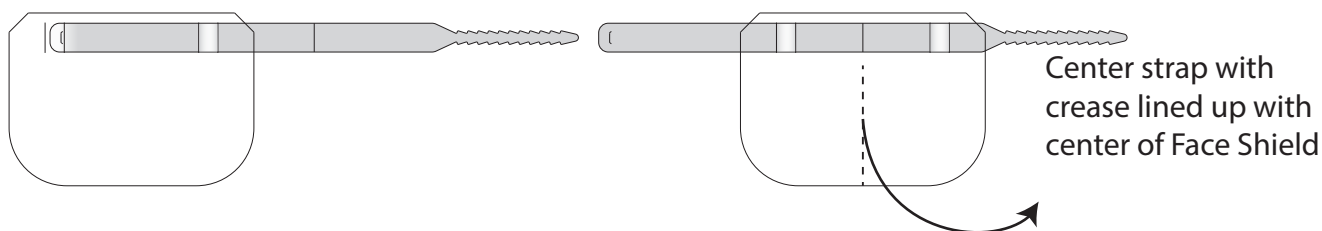
1 Slide

2 Stick

3 Zip

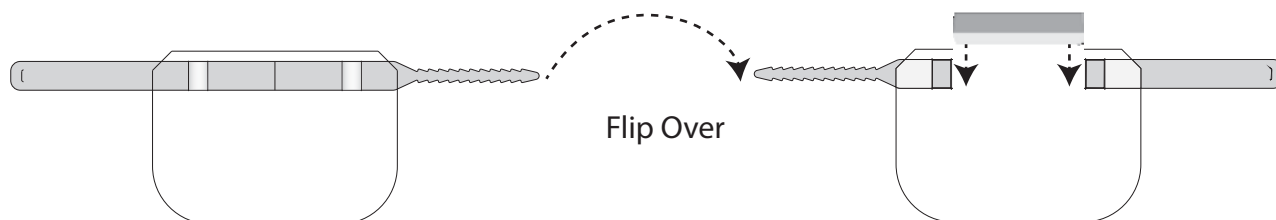
1 Slide strap through belt loops.

Line-up crease on strap with approximate center of shield.



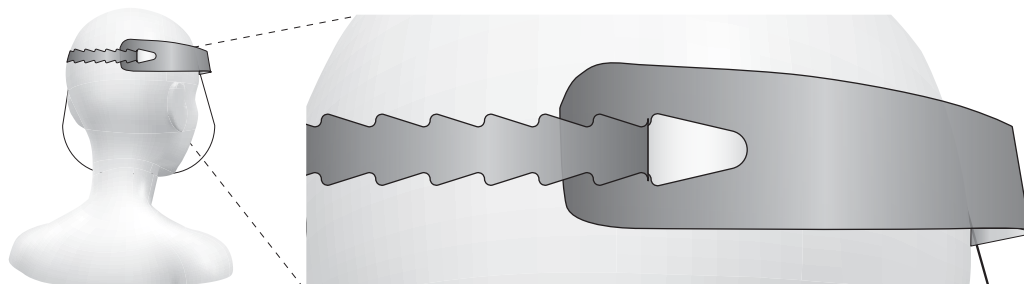
2 Stick

Flip over shield, Peel & Stick foam to shield between the belt loops.



3 Zip

Insert zipper end of strap into slot. Place on head and pull to comfort fit.



Manufacturing Facilities:

555 Raymond Drive
Islandia, NY 11749 USA
631-234-4300

3478 Ashby,
St. Laurent, QC H4R 2C1 Canada
514-335-1775

